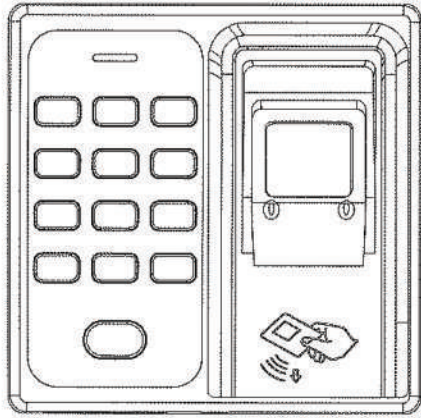


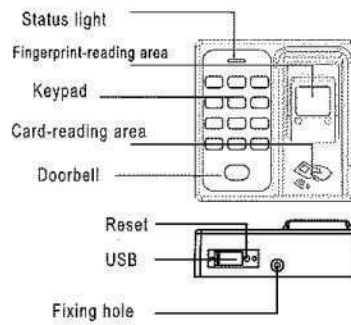
# Fingerprint Access Control System

## User Manual



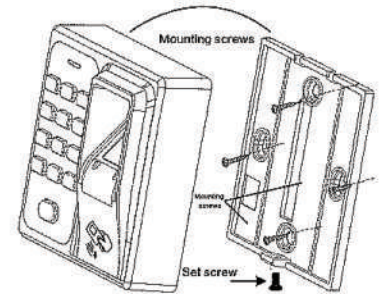
# I. Product Overview and Installation Instruction

## Applicable Models



S.N.	Functions
1	Dark-background fingerprint reader
2	Built-in card reader
3	User verification with fingerprint or card
4	Numeric keys
5	Tamper alarm
6	Reading head for data output
7	86mm box-type panel for installation

Operating Environment:  
 Room temperature: -20°C~+50°C  
 Relative humidity: 95%  
 Operating Voltage & Current:  
 Input DC: +12V  
 Standby current: ≤60mA  
 Operating current: ≤120mA

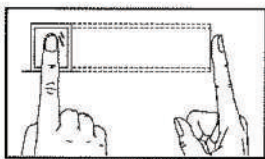


Due to continuous update of our products

## II. Inputting Fingerprint

Suggested finger: index finger, middle finger or ring finger instead of thumb or little finger


### 1) Correct method :



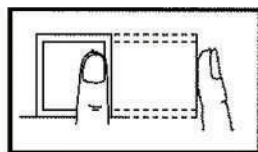
Use the finger to evenly press the center of fingerprint are

### 2) Wrong methods :

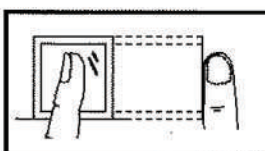
Not Flat



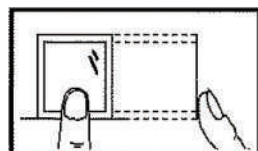
Not lentered



Tilted

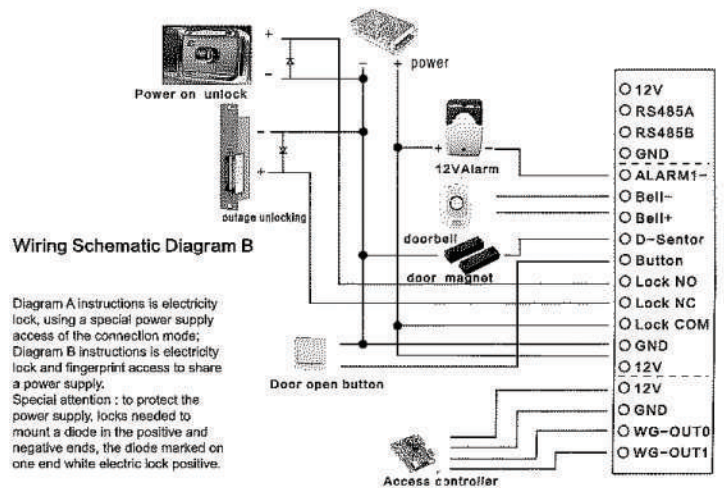
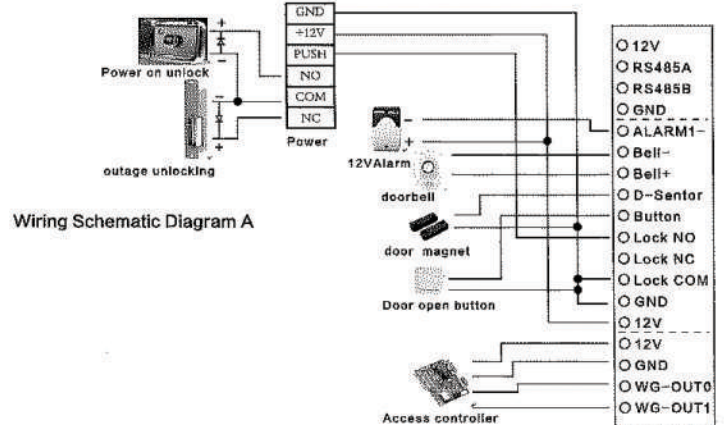


Low position



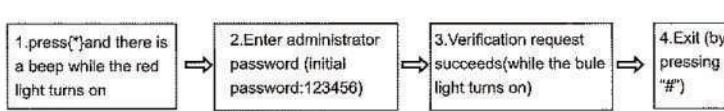
Please input fingerprint correctly for verification, and improper operation might result in poor performance of this device

## III. Ports & Wiring Diagram



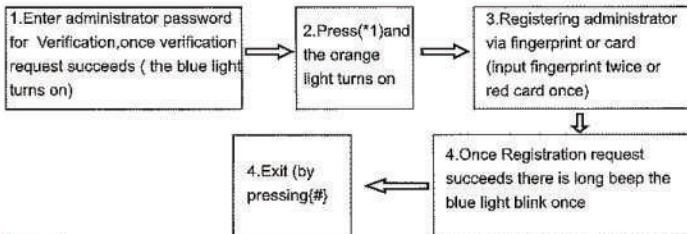


## IV. Administrator Operation



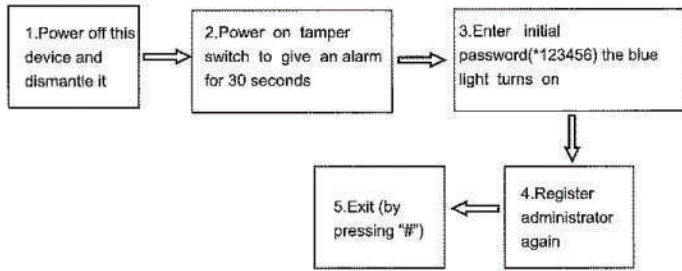
Remarks: once verification request succeeds, it is allowed to register administrator and the initial password will be out of use

### 4.1 Registering administrator



Remarks:  
1. It is allowed to register at most 5 administrators via fingerprint or card  
2. In case administrator quantity reaches the maximum value, they will be cleared according to serial number.

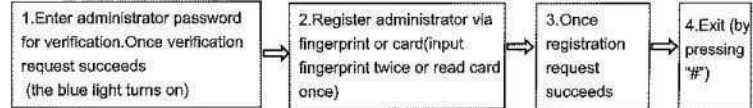
### 4.2 Missing administrator password



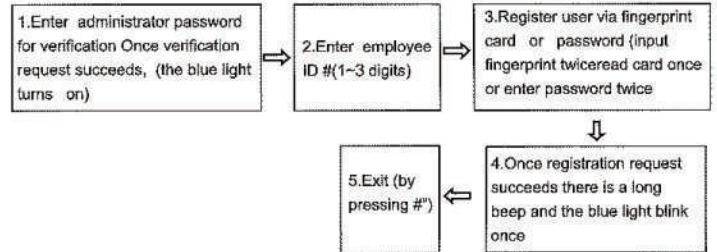
-4-

## V. Registering User

### 5.1 Register Users Automatically

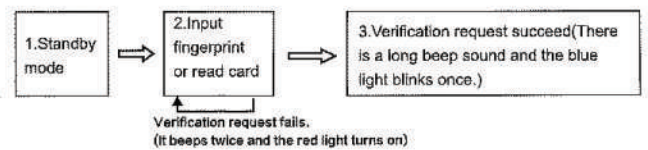


### 5.2 Register Users by Adding Employee ID



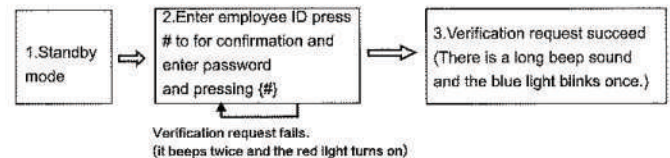
## VI. User Operation

### 6.1 User Verification via Fingerprint or Card



Verification request fails. (it beeps twice and the red light turns on)

### 6.2 User Verification via Password

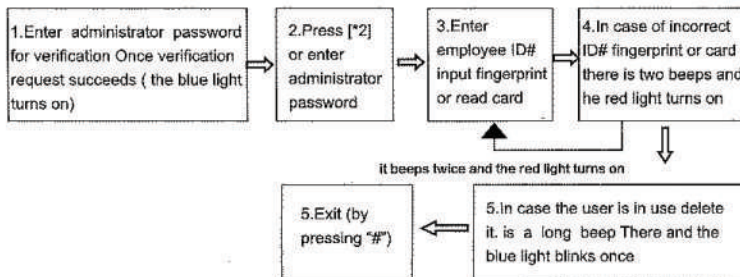


Verification request fails. (it beeps twice and the red light turns on)

-5-

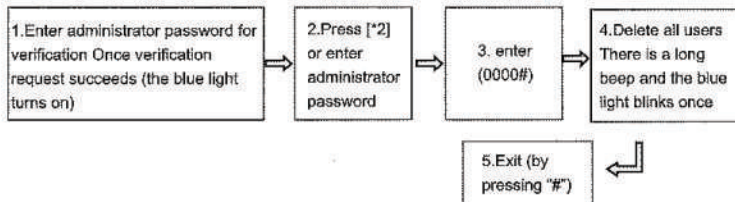
## VII. Deleting Users

### 7.1 Delete a User



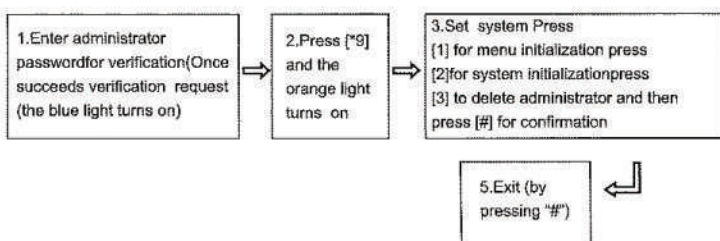
it beeps twice and the red light turns on

### 7.2 Delete All Users



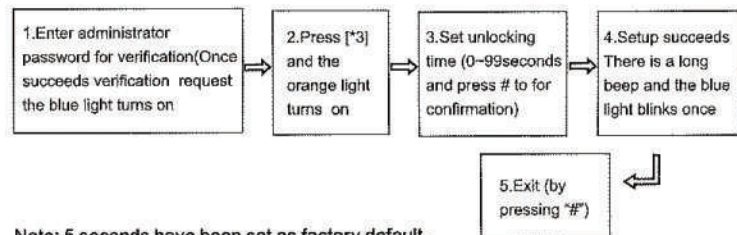
## VIII: Access Control System Management

### 8.1 System Settings



-6-

### 8.2 Setting Unlocking Time



Note: 5 seconds have been set as factory default.

## IX: Unpacking

Description	Specifications	Quantity	Remarks
Device		1	
Packaging box		1	
Plastic plugs	4mmx28mm	4	For mounting and fixing
Self-tapping screws	4mmx28mm	4	For mounting and fixing
Diode	1n4007	2	

-7-